

## WHAT IS THE FUND'S OBJECTIVE?

The Money Market Fund aims to outperform one to three year fixed deposit and call accounts over time, while taking the lowest level of capital risk consistent with this objective.

## WHAT DOES THE FUND INVEST IN?

The fund will only invest in South African money market instruments with a maturity of less than a year. These include a wide range of instruments issued by banks and other institutions. The fund has a limit of 120 days on the average maturity of its investments. The fund is mandated to use derivative instruments for efficient portfolio management purposes.

## IMPORTANT PORTFOLIO CHARACTERISTICS AND RISKS



The fund is tactically managed to achieve the best possible return achievable from short maturity money market instruments, while aiming to protect capital at all times.

Our fixed income investment team researches the full spectrum of money market instruments to capture the best possible returns. The fund's investments are subjected to a strict risk management process.

While the low risk of losing money over all investment periods is reflected in the fund's constant daily price, an investment in the fund is not equivalent to a bank deposit account and losses are possible.

The return to the investor is made up of interest received plus or minus any gains or losses made on the underlying instruments held in the fund. In most cases, these gains or losses will merely increase or decrease the daily yield, but in the case of abnormal credit events impacting underlying holdings, the capital value of the portfolio may reduce.

## HOW LONG SHOULD INVESTORS REMAIN INVESTED?

The recommended investment term is one month and longer.

Given its lack of exposure to growth assets, the fund is not suited for lengthy investment terms.

## WHO SHOULD CONSIDER INVESTING IN THE FUND?

Investors who require:

- an alternative to bank deposits;
- a place to 'park' their savings for a short time;
- quick access to their money,
- a low-risk investment to diversify their portfolio;
- capital protection, but not capital growth.

## WHAT COSTS CAN I EXPECT TO PAY?

An annual fee of 0.25% (excl. VAT) is payable.

Fund expenses that are incurred in the fund include trading, custody and audit charges. All performance information is disclosed after deducting all fees and other portfolio costs.

We do not charge fees to access or withdraw from the fund.

More detail is available on [www.coronation.com](http://www.coronation.com).

## WHO ARE THE FUND MANAGERS?



**NISHAN MAHARAJ**  
BSc (Hons), MBA



**MAURO LONGANO**  
BScEng (Hons), CA (SA)



**SINOVUYO  
NDALENI**  
BBusSc

## GENERAL FUND INFORMATION

<b>Launch Date</b>	1 October 1999
<b>Fund Class</b>	A
<b>Benchmark</b>	Alexander Forbes STeFI 3-month Index
<b>Fund Category</b>	South African – Interest Bearing – Money Market
<b>Regulation 28</b>	Does not comply
<b>Income Distribution</b>	Monthly
<b>Investment Minimum</b>	R10 000 (lump sum only)
<b>Bloomberg Code</b>	CORIBMM
<b>ISIN Code</b>	ZAE000022885
<b>JSE Code</b>	CMMF

# CORONATION MONEY MARKET FUND

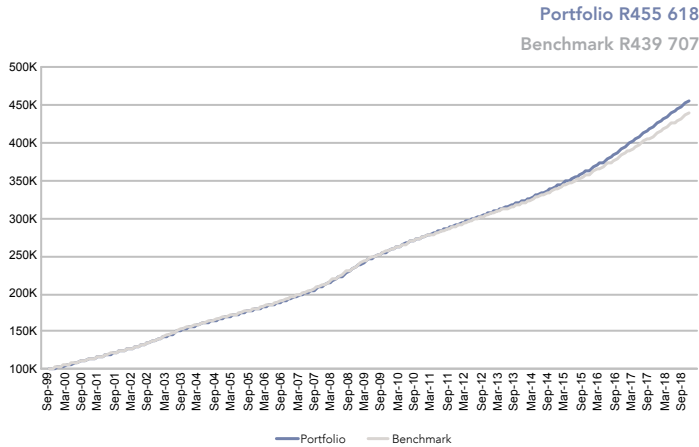
CLASS A as at 30 November 2018

Fund category	South African - Interest Bearing - Money Market
Launch date	01 October 1999
Fund size	R 7.81 billion
NAV	100.00 cents
Benchmark/Performance	Alexander Forbes 3-month (SteFl) Index
Fee Hurdle	
Portfolio manager/s	Nishan Maharaj, Mauro Longano and Sinovuyo Ndaleni

Total Expense Ratio	1 Year	3 Year
Fund management fee	0.29%	0.29%
Fund expenses	0.01%	0.01%
VAT	0.03%	0.04%
Transaction costs (inc. VAT)	0.00%	0.00%
Total Investment Charge	0.29%	0.29%

## PERFORMANCE AND RISK STATISTICS

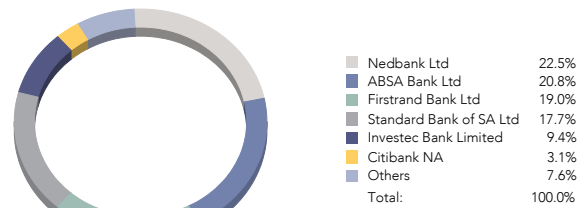
### GROWTH OF A R100,000 INVESTMENT (AFTER FEES)



## PORTFOLIO DETAIL

### CREDIT EXPOSURE

As at 30 Sep 2018



## PERFORMANCE FOR VARIOUS PERIODS (AFTER FEES)

	Fund	Benchmark	Active Return
Since Launch (unannualised)	355.6%	339.7%	15.9%
Since Launch (annualised)	8.2%	8.0%	0.2%
Latest 15 years (annualised)	7.4%	7.1%	0.3%
Latest 10 years (annualised)	6.9%	6.4%	0.4%
Latest 5 years (annualised)	7.1%	6.5%	0.6%
Latest 3 years (annualised)	7.8%	7.0%	0.7%
Latest 1 year	7.7%	6.9%	0.8%
Year to date	7.0%	6.3%	0.7%

## MATURITY PROFILE DETAIL

	30 Nov 2018
Average Duration in days	64

## RISK STATISTICS SINCE LAUNCH

	Fund	Benchmark
Annualised Deviation	0.6%	0.7%
Sharpe Ratio	(0.29)	N/A
Maximum Gain	355.6%	N/A
Maximum Drawdown	N/A	N/A
Positive Months	100.0%	N/A

The price of each unit is aimed at a constant price of 100 cents per unit. The total return to the investor is primarily made up of interest received but, may also include any gain or loss made on any particular instrument. In most cases this will merely have the effect of increasing or decreasing the daily yield, but in an extreme case it can have the effect of reducing the capital value of the Fund.

	Fund	Date Range
Highest annual return	12.9%	Aug 2002 - Jul 2003
Lowest annual return	5.1%	Nov 2012 - Oct 2013

## INCOME DISTRIBUTIONS

Declaration	Payment	Yield
30 Nov 2018	03 Dec 2018	7.95
31 Oct 2018	01 Nov 2018	7.88
30 Sep 2018	01 Oct 2018	7.82
31 Aug 2018	03 Sep 2018	7.88

## MONTHLY PERFORMANCE RETURNS (AFTER FEES)

	Jan	Feb	Mar	Apr	May	Jun	Jul	Aug	Sep	Oct	Nov	Dec	YTD
Fund 2018	0.64%	0.58%	0.64%	0.61%	0.63%	0.61%	0.62%	0.63%	0.61%	0.62%	0.61%	0.64%	7.00%
Fund 2017	0.66%	0.60%	0.66%	0.64%	0.66%	0.63%	0.65%	0.65%	0.62%	0.64%	0.61%	0.64%	7.90%
Fund 2016	0.57%	0.56%	0.61%	0.60%	0.63%	0.61%	0.64%	0.64%	0.62%	0.65%	0.65%	0.67%	7.70%

***Please note that the commentary is for the retail class of the fund.***

The fund generated a return (net of management fees) of 1.8% for the quarter and 7.7% over a rolling 12-month period, which is ahead of the 3-month STeFI benchmark return of 6.9%.

The South African Reserve Bank (SARB) Monetary Policy Committee (MPC) kept interest rates unchanged during the last quarter. Inflation continues to surprise to the downside, with a print of 4.9% year-on-year (y/y) in August, falling from the previous level of 5.1% y/y. While there has been some isolated pressure from fuel prices and a weaker currency, food inflation remains low and the benefit of a stronger exchange rate earlier in the year continues to be a tailwind. In addition, the weak growth environment has capped any demand-induced pressure. What is worth noting, however, is that while the MPC left the repo rate unchanged, the vote was split at four votes to three. This does suggest that the MPC maintains a hawkish stance, which is currently being reflected in the market pricing just over two interest rate hikes over the next 12 months. Our current view remains that the MPC will keep rates on hold over the next year, with no breaches in the inflation target band, based on our forecasts.

The 3-month Johannesburg Interbank Agreed Rate (Jibar) index, off which most of the floating rate instruments in the fund are priced, has increased to 7.0%. This compares to an average rate of 6.9% for the prior period. All the floating rate instruments in the fund reset to the prevailing 3-month Jibar rate every three months, post their initial investment date. As such, this increase in the Jibar rate should provide some marginal uplift to the fund yield over the next quarter, provided the current market expectations remain unchanged. As our view is that the repo rate remains constant over the next year, the current yield of the fund is expected to remain unchanged for the foreseeable future.

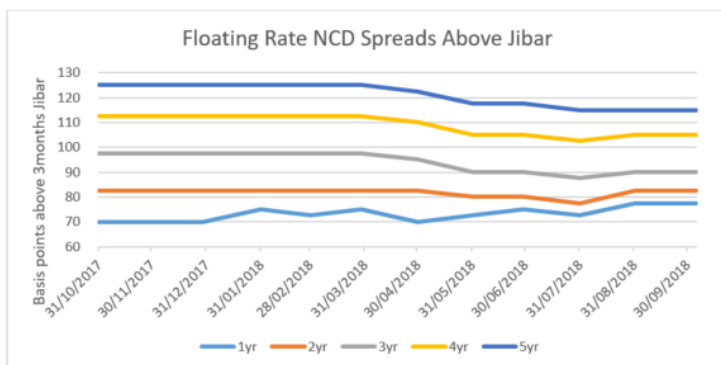
The last quarter has seen spreads on Negotiable Certificates of Deposit (NCDs) decrease further, continuing the trend which we have been witnessing for most of the year. While we have seen the yield on 12-month Treasury Bills increase to 8.1%, it has still made sense to place excess liquidity with banks, where one can purchase a 1-year NCD at above 8.2%. The contraction in NCD credit spreads continues to be positive for the fund, although the benefit is only received when an NCD is sold back to the issuing bank. As such, there is no immediate yield uplift, but the benefit should materialise over time as the fund routinely creates liquidity by trading in these instruments. Going forward, we continue to see the risks to NCD spreads as being broadly balanced, with the fund being well placed to handle adverse market moves.

Credit issuance in the primary market remains limited, which is partly a function of the low growth environment. The weakness in GDP growth remains particularly concerning for credit markets from an overall supply perspective. For the eight months ending August 2018, issuance from banks was down 38% with corporate issuance being down 18%. This weakness has been broad based, as evidenced by recent weak asset growth numbers from the banking sector and subdued credit extension.

What further remains challenging is that we continue to see primary issuance come at spreads which are significantly below our fair-value levels. This spread compression seems irrational to us, being driven more by limited supply rather than credit fundamentals. All our credit purchases need to meet our stringent fair-value criteria in order to receive approval from our credit committee.

Our current GDP growth expectations are for 1.8% in 2019 and similar for 2020. However, this is largely predicated on an improvement in consumption expenditure rather than increased fixed capital formation. This does not bode well for issuance levels. Nonetheless, we remain cautious and continue to only invest in instruments which are attractively priced relative to their underlying risk profile. Capital preservation and liquidity remain our key focus areas.

**Portfolio managers**  
**Nishan Maharaj, Mauro Longano and Sinovuyo Ndaleni**  
 as at 30 September 2018



Source: Bloomberg

### IMPORTANT INFORMATION THAT SHOULD BE CONSIDERED BEFORE INVESTING IN THE CORONATION MONEY MARKET FUND

Unit trusts should be considered medium- to long-term investments. The value of units may go down as well as up, and therefore Coronation does not make any guarantees with respect to the protection of capital or returns. The Coronation Money Market fund is not a bank deposit account. The fund has a constant price (of 100 cents). The total return to the investor is made up of interest received and any gain or loss made on any particular instrument. In most cases the return will merely have the effect of increasing or decreasing the daily yield, but in the case of abnormal losses it can have the effect of reducing the capital value of the portfolio. The yield is calculated by taking the interest and income receivable of all the instruments in the fund divided by the net asset value, expressed as a nominal annual rate. It is provided to give an approximate indication of the achievable yield for an investment made at the reporting date. Actual experience may differ, based on changes in market values, interest rates and changes in costs actually experienced during the investment period. Coronation Management Company (RF) (Pty) Ltd is a Collective Investment Schemes Manager approved by the Financial Sector Conduct Authority in terms of the Collective Investment Schemes Control Act. Portfolio managed by Coronation Asset Management (Pty) (FSP 548) Ltd, an authorised financial services provider. The Management Company reserves the right to close the fund to new investors if we deem it necessary to limit further inflows in order for it to be managed in accordance with its mandate. Unit trusts are allowed to engage in scrip lending and borrowing. Standard Chartered has been appointed as trustees for the fund ([www.sc.com/za](http://www.sc.com/za); 011-2176600). Coronation is a full member of the Association for Savings & Investment SA (ASISA).

### HOW ARE UNITS PRICED AND AT WHICH PRICE WILL MY TRANSACTION BE EXECUTED?

Unit trusts are traded at ruling prices set on every trading day. Fund valuations take place at approximately 15h00 each business day, except at month end when the valuation is performed at approximately 17h00 (JSE market close) and forward pricing is used. Instructions must reach the Management Company before 14h00 (12h00 for the Money Market Fund) to ensure same day value. The payment of withdrawals may be delayed in extraordinary circumstances, when the manager with the consent of the fund trustees deem this to be in the interest of all fund investors. These circumstances may include periods when significant underlying markets suspend trading which will prevent accurate valuation of the instruments held in the fund. When the suspension of trading relates to only certain assets held by the fund, these assets may be side-pocketed. This process allows normal liquidity on the assets that can be valued, but will delay liquidity on the affected portion of the fund. If the fund is faced with excessive withdrawals, the affected withdrawals may be ring-fenced, which is the separation and delayed sale of the assets reflecting the interest of the liquidity seeking investors. It ensures that the sale of a large number of units will not force Coronation to sell the underlying investments in a manner that may have a negative impact on remaining investors of the fund.

### HOW WAS THE PERFORMANCE INFORMATION INCLUDED IN THIS FACT SHEET CALCULATED?

Performance is calculated by Coronation as at the last day of the month for a lump sum investment using Class A NAV prices with income distributions reinvested. All underlying price and distribution data is sourced from Morningstar. Performance figures are quoted after the deduction of all costs (including manager fees and trading costs) incurred within the fund. Note that individual investor performance may differ as a result of the actual investment date, the date of reinvestment of distributions and dividend withholding tax, where applicable. Annualised performance figures represent the geometric average return earned by the fund over the given time period. Unannualised performance represents the total return earned by the fund over the given time period, expressed as a percentage.

### WHAT IS THE TOTAL EXPENSE RATIO (TER) AND TRANSACTION COSTS (TC)?

TER is calculated as a percentage of the average net asset value of the portfolio incurred as charges, levies and fees in the management of the portfolio. The TER charged by any underlying fund held as part of a fund's portfolio is included in the fund expenses portion of the TER, but trading and implementation costs incurred in managing the fund are excluded. A higher TER does not necessarily imply a poor return, nor does a low TER imply a good return. The current TER may not necessarily be an accurate indication of future TER's. The 1 year TER is for the 12 months to end of September 2017 (updated annually). The 3 year TER is for a rolling 36-month period to the last quarter end (December, March, June and September).

Transaction costs are a necessary cost in managing a fund and impacts the fund's return. They should not be considered in isolation as returns may be impacted by many other factors over time including market returns, the type of fund, the investment decisions of the investment manager and the TER.

The Total Investment Charge is the sum of the Total Expense Ratio (TER) and transaction costs.

### ADVICE AND PLATFORM COSTS

Coronation does not provide financial advice. If you appoint an adviser, advice fees are contracted directly between you and the adviser. For more information please contact the relevant platform (Linked Investment Service Provider or Life Assurance Provider).

### WHERE CAN I FIND ADDITIONAL INFORMATION?

Additional information such as daily fund prices, brochures, application forms and a schedule of fund fees and charges is available on our website, [www.coronation.com](http://www.coronation.com)

### IMPORTANT INFORMATION REGARDING TERMS OF USE

This document is for information purposes only and does not constitute or form part of any offer to issue or sell, or any solicitation of any offer to subscribe for or purchase any particular investment. Opinions expressed in this document may be changed without notice at any time after publication. We therefore disclaim any liability for any loss, liability, damage (whether direct or consequential) or expense of any nature whatsoever which may be suffered as a result of or which may be attributable, directly or indirectly, to the use of or reliance upon the information.