

## LONG TERM OBJECTIVE

The Coronation Global Absolute Strategy targets positive real returns with an overriding focus on limiting downside returns or portfolio losses. Therefore, capital preservation in real terms is equally important to return optimisation. The Strategy is managed in accordance with the limits of Regulation 28 of the Pension Funds Act.

## INVESTMENT APPROACH

Coronation is a long-term, valuation-driven investment house. Our aim is to identify mispriced assets trading at discounts to their long-term business value (fair value) through extensive proprietary research. In calculating fair values, through our fundamental research, we focus on through-the-cycle normalised earnings and/or free cash flows using a long-term time horizon. The Portfolio is constructed on a cleanslate basis based on the relative risk-adjusted upside to fair value of each underlying security. The Portfolio is constructed with no reference to a benchmark. We do not equate risk with tracking error, or divergence from a benchmark, but rather with a permanent loss of capital.

## STRATEGY RETURNS GROSS OF FEES

Period	Strategy	Benchmark	Active Return
Since Inception (cumulative)	1,398.9%	212.7%	1,186.2%
Since Inception p.a.	14.9%	6.0%	8.9%
Latest 15 years p.a.	13.8%	5.7%	8.1%
Latest 10 years p.a.	11.6%	5.4%	6.2%
Latest 5 years p.a.	6.7%	5.3%	1.4%
Latest 3 years p.a.	6.5%	5.2%	1.3%
Latest 1 year	1.7%	4.7%	(3.0)%
Year to date	1.9%	0.5%	1.4%
Month	1.9%	0.5%	1.4%

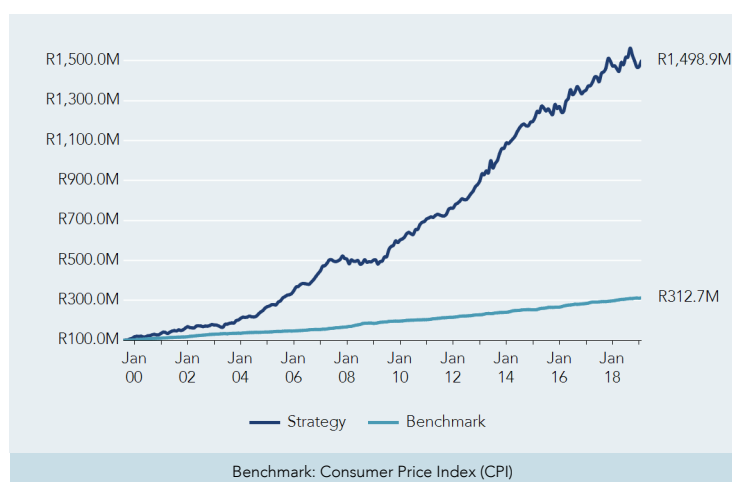
## ASSET ALLOCATION

Asset Type	% Strategy
Local Equities	32.9%
Local Bonds	30.3%
Foreign Equities	13.5%
Local Property	7.2%
Cash	5.8%
Foreign Fixed Income	3.5%
Local Preference Shares	1.8%
Local Hedge Funds	1.6%
Foreign Hedge Funds	1.4%
Local Commodities	1.1%
Foreign Property	0.9%

## GENERAL INFORMATION

Inception Date	01 August 1999
Strategy Size	R7.97 billion
Strategy Status	Open
Mandate Benchmark	Consumer Price Index (CPI)
Performance Target	CPI + 5% (gross of fees and taxes) over a rolling 3 year period
Dealing Frequency	Daily
Base Currency	ZAR
Regulation 28	Yes

## GROWTH OF R100M INVESTMENT



## TOP 10 HOLDINGS

Holding	% Strategy
CORO GBL EQUITY FOF-Z	11.1%
CORO GBL CAPITAL PLUS-Z	8.4%
NASPERS LIMITED	3.6%
RSA FIX 8.750% 310144	3.2%
ANGLO AMERICAN PLC	2.3%
BRITISH AMERICAN TOBACCO PLC	2.3%
STANDARD BANK GROUP LTD	2.2%
NEDBANK LTD FIX 9.440% 120225	1.9%
STANDARD BANK OF SA ILB 5.500% 071223	1.8%
FIRSTRAND BANK LTD ILB 5.500% 071223	1.4%

## MODIFIED DURATION\*

Portfolio	1.4
Fixed Income Assets	4.1

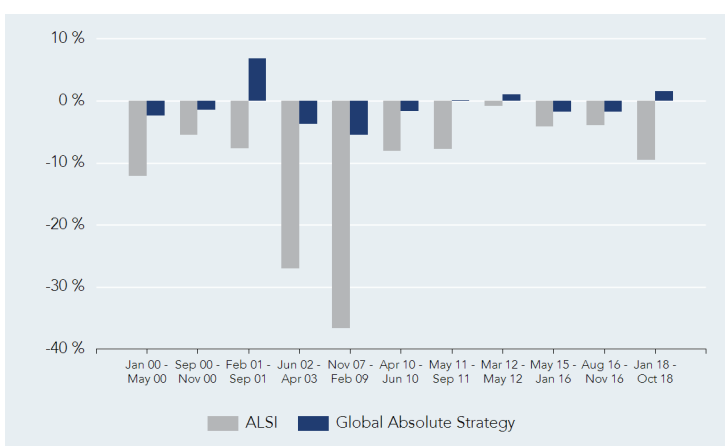
**PERFORMANCE & RISK STATISTICS (Since inception)**

Average Annual Return	15.2%
Annualised Standard Deviation	7.7%
Highest Monthly Return	8.8%
Lowest Monthly Return	(4.5)%
% Positive Months	70.1%
Downside Deviation	2.9%
Maximum Drawdown	(7.9)%
Sortino Ratio	2.0

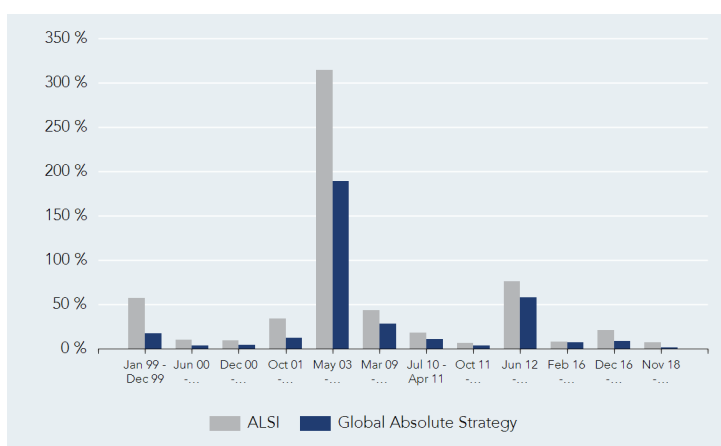
**EFFECTIVE MATURITY PROFILE\***

Term	% Strategy (incl. Cash)	% Strategy (excl. Cash)
0 to 1 year	3.1%	0.6%
1 to 3 years	5.2%	5.3%
3 to 7 years	11.5%	11.7%
7 to 12 years	7.8%	8.0%
Over 12 years	7.0%	7.1%

**BEAR MARKETS**



**BULL MARKETS**



In the bar graphs above, we have divided the period since inception of our Strategy into bull and bear markets. The Strategy's returns are measured against the FTSE/JSE All Share index. The bear market graph clearly demonstrates how the Strategy has protected capital; its losses were much more shallow than the market during downturns. As evident from the second graph, the Strategy also enjoyed healthy upside participation in bull markets.

**PORTFOLIO MANAGERS**



**Charles de Kock - BCom (Hons), MCom**  
Charles heads up the Absolute Return investment unit and is a portfolio manager across all strategies within the unit. He also co-manages the Coronation Balanced Defensive and Capital Plus unit trust funds. Charles has more than 30 years' investment experience, plays a leadership role in the asset allocation process and is involved in all investment discussions.



**Pallavi Ambekar - BBusSc, CA (SA), CFA**  
Pallavi joined Coronation in 2003 and manages assets within Coronation's Absolute Return strategies. In addition, her research responsibilities include shares in the telecommunications, consumer goods, retail and hotel and leisure sectors. Pallavi has 16 years' investment experience.

**DISCLAIMER**

The content of this document and any information provided may be of a general nature and is not based on any analysis of the investment objectives, financial situation or particular needs of any potential investor. As a result, there may be limitations as to the appropriateness of any information given. It is therefore recommended that any potential investor first obtain the appropriate legal, tax, investment or other professional advice and formulate an appropriate investment strategy that would suit the risk profile of the potential investor prior to acting upon such information and to consider whether any recommendation is appropriate considering the potential investor's own objectives and particular needs. Neither Coronation Fund Managers Limited nor any subsidiary of Coronation Fund Managers Limited (collectively "Coronation") is acting, purporting to act and nor is it authorised to act in any way as an advisor. Any opinions, statements or information contained herein may change and are expressed in good faith. Coronation does not undertake to advise any person if such opinions, statements or information should change or become inaccurate. This document is for information purposes only and does not constitute or form part of any offer to the public to issue or sell, or any solicitation of any offer to subscribe for or purchase an investment, nor shall it or the fact of its distribution form the basis of, or be relied upon in connection with any contract for investment. The value of the investments may go down as well as up and past performance is not necessarily a guide to future performance. Coronation Fund Managers Limited is a full member of the Association for Savings and Investment SA (ASISA). Coronation Asset Management (Pty) Ltd (FSP 548) and Coronation Investment Management International (Pty) Ltd (FSP 45646) are authorised financial services providers.

\* For SA Fixed Income investments only. Excludes international investments, equities, property and preference shares.