

LONG TERM OBJECTIVE

The Coronation Domestic Absolute Strategy targets positive real returns with an overriding focus on limiting downside returns or portfolio losses. Therefore, capital preservation in real terms is equally important to return optimisation. The Strategy is managed in accordance with the limits of Regulation 28 of the Pension Funds Act.

INVESTMENT APPROACH

Coronation is a long-term, valuation-driven investment house. Our aim is to identify mispriced assets trading at discounts to their long-term business value (fair value) through extensive proprietary research. In calculating fair values, through our fundamental research, we focus on through-the-cycle normalised earnings and/or free cash flows using a long-term time horizon. The Portfolio is constructed on a cleanslate basis based on the relative risk-adjusted upside to fair value of each underlying security. The Portfolio is constructed with no reference to a benchmark. We do not equate risk with tracking error, or divergence from a benchmark, but rather with a permanent loss of capital.

STRATEGY RETURNS GROSS OF FEES

Period	Strategy	Benchmark	Active Return
Since Inception (cumulative)	1,302.6%	232.9%	1,069.7%
Since Inception p.a.	12.8%	5.6%	7.2%
Latest 20 years p.a.	12.0%	5.5%	6.5%
Latest 15 years p.a.	9.9%	5.2%	4.7%
Latest 10 years p.a.	7.0%	5.1%	1.9%
Latest 5 years p.a.	8.5%	5.2%	3.3%
Latest 3 years p.a.	9.3%	6.2%	3.1%
Latest 1 year	7.8%	5.4%	2.4%
Year to date	(0.3)%	2.0%	(2.3)%
Month	0.8%	0.9%	(0.1)%

ASSET ALLOCATION

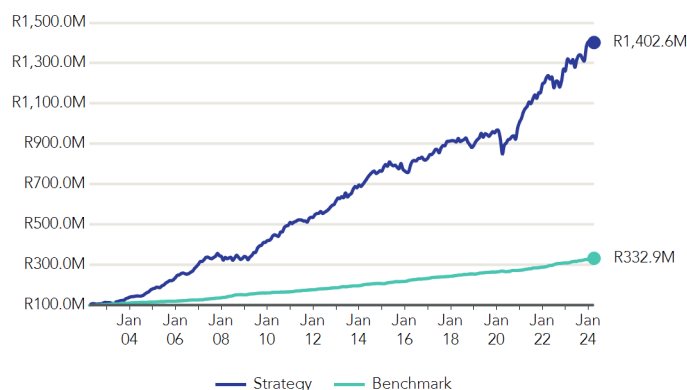
Asset Type	% Strategy
Equities	42.3%
Bonds	39.8%
Cash	11.9%
Hedge Funds	2.8%
Commodities	2.2%
Property	1.0%

GENERAL INFORMATION

Inception Date	01 April 2002
Strategy Size †	R3.21 billion
Strategy Status	Open
Mandate Benchmark	Consumer Price Index (CPI)
Performance Target	CPI + 4% (gross of fees and taxes) over a rolling 3 year period
Dealing Frequency	Daily
Base Currency	ZAR
Regulation 28	Yes

†Strategy assets under management as at the most recent quarter end.

GROWTH OF R100M INVESTMENT



Benchmark: Consumer Price Index (CPI)

TOP 10 HOLDINGS

Holding	% Strategy
PROSUS	5.6%
RSA ILB 1.875% 280233	4.6%
RSA FIX 7.000% 280231	4.0%
CIE FINANCIERE RICHEMO-A REG	3.8%
BRITISH AMERICAN TOBACCO PLC	3.6%
RSA FIX 6.250% 310336	3.5%
FIRSTRAND LIMITED	3.2%
RSA FIX 8.875% 280235	3.0%
ANHEUSER-BUSCH INBEV SA/NV	2.6%
FIRSTRAND BANK LTD ILB 2.600% 310328	2.5%

MODIFIED DURATION*

Portfolio	2.0
Fixed Income Assets	3.8

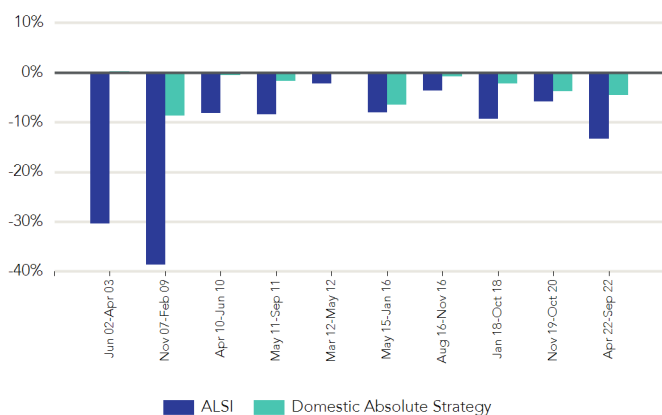
PERFORMANCE & RISK STATISTICS (Since inception)

Average Annual Return	13.1%
Annualised Standard Deviation	7.5%
Highest Monthly Return	7.5%
Lowest Monthly Return	(7.9)%
% Positive Months	68.9%
Downside Deviation	3.4%
Maximum Drawdown	(12.1)%
Sortino Ratio	1.6

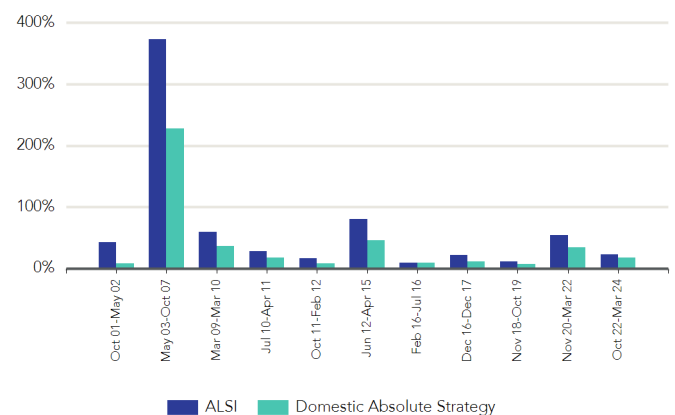
EFFECTIVE MATURITY PROFILE*

Term	% Strategy (incl. Cash)	% Strategy (excl. Cash)
0 to 1 year	15.6%	16.3%
1 to 3 years	3.9%	3.9%
3 to 7 years	16.2%	16.1%
7 to 12 years	13.9%	13.8%
Over 12 years	2.1%	2.1%

BEAR MARKETS



BULL MARKETS



In the bar graphs above, we have divided the period since inception of our Strategy into bull and bear markets. The Strategy's returns are measured against the FTSE/JSE All Share index. The bear market graph clearly demonstrates how the Strategy has protected capital; its losses were much more shallow than the market during downturns. As evident from the second graph, the Strategy also enjoyed healthy upside participation in bull markets.

PORTFOLIO MANAGERS



Pallavi Ambekar - BBusSc, CA (SA), CFA

Pallavi is Head of Absolute Return at Coronation and a portfolio manager across all strategies in this unit. She also has research responsibility for certain large capitalization shares listed on the JSE. She has 21 years' investment experience.



Charles de Kock - BCom (Hons), MCom

Charles joined Coronation in 2005 and is a co-portfolio manager across all strategies within the Absolute Return investment unit. He also co-manages the Coronation Balanced Defensive and Capital Plus unit trust funds. Charles has 38 years' investment experience.



Neill Young - BBusSc, CA (SA), CFA

Neill joined Coronation in 1998 and co-manages Coronation's Absolute Return Strategies as well as the Coronation Financial, Balanced Defensive and Capital Plus unit trust funds. Neill has 26 years' investment experience.

REGULATORY DISCLOSURE AND DISCLAIMER

The content of this document and any information provided may be of a general nature and is not based on any analysis of the investment objectives, financial situation or particular needs of any potential investor. As a result, there may be limitations as to the appropriateness of any information given. It is therefore recommended that any potential investor first obtain the appropriate legal, tax, investment or other professional advice and formulate an appropriate investment strategy that would suit the risk profile of the potential investor prior to acting upon such information and to consider whether any recommendation is appropriate considering the potential investor's own objectives and particular needs. Neither Coronation Fund Managers Limited nor any subsidiary of Coronation Fund Managers Limited (collectively "Coronation") is acting, purporting to act and nor is it authorised to act in any way as an adviser. Any opinions, statements or information contained herein may change and are expressed in good faith. Coronation does not undertake to advise any person if such opinions, statements or information should change or become inaccurate. This document is for information purposes only and does not constitute or form part of any offer to the public to issue or sell, or any solicitation of any offer to subscribe for or purchase an investment, nor shall it or the fact of its distribution form the basis of, or be relied upon in connection with any contract for investment. The value of the investments may go down as well as up and past performance is not necessarily a guide to future performance. Coronation Fund Managers Limited is a full member of the Association for Savings and Investment SA (ASISA). Coronation Asset Management (Pty) Ltd (FSP 548), Coronation Investment Management International (Pty) Ltd (FSP 45646) and Coronation Alternative Investment Managers (Pty) Ltd (FSP 49893) are authorised financial services providers. Coronation Life Assurance Company Limited is a licenced insurer under the Insurance Act, No.18 of 2017.

* For SA Fixed Income investments only. Excludes equities, property and preference shares.

REVIEW FOR THE QUARTER

Global equity markets posted a strong start to the year, with the MSCI ACWI returning 8% in Q1-24. The performance was broad-based across developed markets, with the S&P 500 Index up 11%, the Dow Jones Euro Stoxx 50 up 10% and Japan's Nikkei 225 rising 21%, finally surpassing its previous high (in 1989!).

Much of this performance has been driven by the growing conviction that the US economy will achieve a soft landing despite an extremely sharp 525 basis points rise in the fed funds rate over 18 months. Economic growth remains strong, unemployment is remarkably low, and inflation has moderated from a peak in the high single digits in 2022 to the low three percents, albeit above the Fed's 2% target. While expectations for the extent and timing of rate cuts have moderated, absent any unforeseen shocks, it seems clear that the next move in rates is down.

Emerging markets fared less well, returning 2% for the quarter. Much of the attention is focused on weak economic growth in China, which has disappointed since its reopening after Covid lockdowns due to high debt levels and a distressed property market. Global bond markets returned -2% for the quarter, lagging equities as yields rose from their recent lows at the end of December 2023.

South Africa faces ongoing challenges as the key enablers of a functioning economy continue to falter – power, ports and logistics and, increasingly, water infrastructure. This backdrop was reflected in local market returns: the FTSE/JSE Capped SWIX Index was down -2% for the quarter (with domestic-facing sectors such as banks and retailers declining more), and the FTSE/JSE All Bond Index down -2%, despite high attractive real yields on offer. The rand lost 2% against the US dollar.

Due to the tough market environment, the Strategy returned a marginally negative return for the quarter. Importantly, the Strategy generated positive real returns over all meaningful longer-term periods.

Good instrument selection resulted in both SA equities and bonds outperforming their respective benchmark indices however as stated above both indices generated negative returns during this period. Over the past 12 months, the contribution from domestic assets has been far more meaningful. Real yields on SA government bonds continue to look attractive, but as always, we remain aware of the fiscal challenges faced by the National Treasury and the longer-term risks to debt sustainability. For this reason, we continue to limit the duration of the domestic fixed income portion of the portfolio and include meaningful exposure to both corporate credit and inflation-linked bonds, which should provide some protection in a low-road/high-inflation scenario.

During the quarter, we made no significant changes to asset allocation except for a marginal increase in shorter-dated bonds and funded through the large cash holding.

The national elections in May are likely to attract much attention. Polls suggest that the ANC will likely drop below a 50% majority and will need to enter a coalition to remain in power. The extent of the shortfall will determine the likely partner. A significant shortfall will require a coalition with a larger party, and the options here will probably produce very divergent market reactions. We are not in a position to predict the outcome any more accurately than the polls. But regardless of any favourable policy changes that may result, it will take many years to correct the structural problems that beset the SA economy.

We aim to construct a portfolio that is resilient under a variety of scenarios rather than any single outcome or event, mindful of the need to protect capital and generate positive real returns ahead of the target. Risk assets currently sit at just under 50% of the Strategy, balanced with exposure to fixed income assets and cash offering attractive real yields.

Within the SA equity allocation, Strategy holdings include global stocks listed on the JSE (with their high offshore exposure) and selected resources and domestic stocks.

The Strategy's core holdings continue to be the global stocks listed in SA: Prosus, Richemont, Aspen, Bidcorp, British American Tobacco, and Anheuser-Busch InBev.

Performances within the resources sector varied widely, with the gold companies meaningfully outperforming PGM shares, diversified miners, and Sasol. The Strategy has benefited from low holdings across the underperforming sectors. The gold price has strengthened in the face of heightened geopolitical uncertainty and ongoing polarisation with gold equities rising to reflect the higher gold spot prices. The Strategy initiated a small position in AngloGold.

Domestic stocks offer good opportunities for stock picking, but avoiding value traps is critical. The gap between winning and losing domestic businesses is widening. Winning businesses are investing in their franchises and can grow their top lines above costs. We have a strong preference for the winners and believe that perceived value in many of the weaker, low PE (price-to-earnings) businesses will prove to be illusory. This has been extremely stark in a sector like food retail.

Our bottom-up assessment of expected returns by asset class gives us confidence in being able to deliver targeted returns over the medium and long term.