

LONG TERM OBJECTIVE

The Coronation Global Capital Plus Strategy provides investors with access to the best investment ideas from around the world, with the aim of maximising long-term capital growth while minimising capital risk. It blends individual asset selection to reflect Coronation's view across asset classes, regions and currencies. Risk diversification is through direct and indirect exposure to equity securities, deposits, listed private equity funds, fixed income and debt-related instruments and commodities. The Strategy is broadly diversified across countries, including the developed economies of the US, Europe and Japan as well as emerging markets. The Strategy's objective is to outperform the benchmark over a 3 – 5 year period.

INVESTMENT APPROACH

Coronation is a long-term, valuation-driven investment house. Our aim is to identify mispriced assets trading at discounts to their long-term business value (fair value) through extensive proprietary research. In calculating fair values, through our fundamental research, we focus on through-the-cycle normalised earnings and/or free cash flows using a long-term time horizon. The Portfolio is constructed on a cleanslate basis based on the relative risk-adjusted upside to fair value of each underlying security. The Portfolio is constructed with no reference to a benchmark. We do not equate risk with tracking error, or divergence from a benchmark, but rather with a permanent loss of capital.

STRATEGY RETURNS GROSS OF FEES

Period	Strategy	Benchmark	Active Return
Since Inception (cumulative)	188.6%	22.1%	166.5%
Since Inception p.a.	6.6%	1.2%	5.4%
Latest 15 years p.a.	5.4%	1.0%	4.4%
Latest 10 years p.a.	4.8%	2.1%	2.7%
Latest 5 years p.a.	6.9%	2.8%	4.1%
Latest 3 years p.a.	7.2%	4.5%	2.7%
Latest 1 year	10.9%	5.0%	5.9%
Year to date	3.4%	1.5%	1.9%
Month	1.6%	0.4%	1.2%

ASSET ALLOCATION

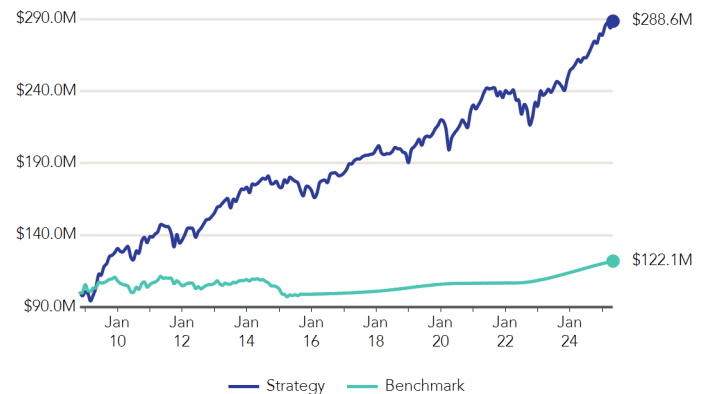
Asset Type	% Strategy
Bonds	61.7%
Equities	30.7%
Cash	5.6%
Property	2.0%

GENERAL INFORMATION

Inception Date	01 November 2008
Strategy Size *	\$645.5 million
Strategy Status	Open
Mandate Benchmark	Secured Overnight Financing Rate (SOFRINDEX Index)
Performance Target	Secured Overnight Financing Rate (SOFRINDEX Index) + 1.5%
Redemption Terms	An anti-dilution levy will be charged
Base Currency	USD

*Strategy assets under management as at the most recent quarter end.

GROWTH OF US\$100M INVESTMENT










Benchmark: Secured Overnight Financing Rate (SOFRINDEX Index)





TOP 10 HOLDINGS

Holding	% Strategy
CORONATION GLOBAL STRATEGIC INCOME CLASS Z (IRL)	15.8%
US TIPS 0.125% 150427 (USA)	4.0%
US TBILL 5.521% 311025 (USA)	3.4%
US TBILL 5.476% 310725 (USA)	2.8%
US TBILL 5.540% 310126 (USA)	2.8%
US TBILL 4.445% 311026 (USA)	2.6%
US TBILL 4.364% 310127 (USA)	2.6%
US TBILL 4.000% 290228 (USA)	1.8%
US TIPS 3.875% 150429 (USA)	1.6%
CITI GROUP INC FIX 3.875% 180226 (USA)	1.1%

GEOGRAPHIC EXPOSURE

Region		% Strategy
North America		49.9%
Europe		25.5%
CEEMEA		17.6%
Asia		4.3%
LATAM		1.1%
Japan		0.9%
Other		0.7%

CURRENCY EXPOSURE

Currency		% Strategy
USD		81.2%
GBP		13.5%
EUR		2.8%
Other		2.5%

PORTFOLIO MANAGER



Neil Padoa - BEconSc, FFA, CFA

Neil is a portfolio manager and head of Global Developed Markets. He joined Coronation in May 2012 and has 16 years' investment experience.

REGULATORY DISCLOSURE AND DISCLAIMER

The Prospectus of Coronation Global Opportunities Fund and Fund KIID can be sourced on the following link: <https://www.coronation.com/en/institutional/strategy-information/literature/ucits-fund-library/umbrella-fund> and a Summary of Investor Rights can be sourced on the following link: <https://www.coronation.com/en/institutional/about-us/ucits-v-disclosure/>.

Coronation Investment Management International (Pty) Limited and Coronational International Limited, are appointed by Coronation Global Fund Managers (Ireland) Limited to provide investment management services to certain Irish domiciled funds. Both are investment advisers registered with the United States Securities and Exchange Commission ("SEC"). An investment adviser's registration with the SEC does not imply a certain level of skill or training. Additional information about Coronation Investment Management International (Pty) Limited and Coronation International Limited is also available on the SEC's website at <https://www.adviserinfo.sec.gov>. The information in this document has not been approved or verified by the SEC or by any state securities authority. Coronation Investment Management International (Pty) Limited is licensed and regulated by the Financial Sector Conduct Authority of South Africa. Coronation International Limited is authorized and regulated by the Financial Conduct Authority of the United Kingdom.

This material is for information only and does not constitute or form part of any offer to issue or sell, or any solicitation of any offer to subscribe for or purchase an investment in the Strategy, nor shall it or the fact of its distribution form the basis of, or be relied upon in connection with, any contract for investment in the Strategy. Any such offer shall only be made pursuant to the provision of further information/prospectus in relation to the Strategy. The Strategy is subject to management, administration and performance fees. Past performance is not necessarily a guide to future performance. Investors may not receive back the full amount invested and may suffer capital loss. Investments in the Strategy may not be readily realisable. Opinions expressed in this document may be changed without notice at any time after publication. Nothing in this document shall constitute advice on the merits of buying and selling an investment. All income, capital gains and other tax liabilities that may arise as a result of investing in the Strategy, remain that of the investor.

The volatility of the Benchmark represented in the growth chart above may be materially different from that of the Strategy. In addition, the holdings in the accounts comprising the Strategy may differ significantly from the securities that comprise the Benchmark. The Benchmark has not been selected to represent an appropriate benchmark to compare the Strategy's performance, but rather is disclosed to allow for comparison of the Strategy's performance to that of a well-known and widely recognized Benchmark.

The information contained herein is not approved for use by the public and must be read together with our [Disclaimer](#) that contains important information. If you are in possession of a physical copy of this document and you are unable to access our [Disclaimer](#) online, kindly contact us at cib@coronation.com and a copy will be sent to you via email.