

INVESTMENT OBJECTIVE

The Coronation Multi-Strategy Arbitrage Hedge Fund makes use of arbitrage strategies in the pursuit of attractive risk-adjusted returns, independent of general market direction. The fund is expected to have low volatility with a very low correlation to equity markets. Stock-picking is based on fundamental in-house research. Factor-based and statistical arbitrage models are used solely for screening purposes. Active use of derivatives is applied to reduce risk and implement views efficiently. The risk profile of the fund is expected to be low due to its low net equity exposure and focus on arbitrage-related strategies. The portfolio is well positioned to take advantage of low probability/high payout events and will thus generally be long volatility through the options market. The fund's target return is cash plus 5%. The objective is to achieve this return with low risk, providing attractive risk-adjusted returns through a low fund standard deviation.

INVESTMENT PARAMETERS

Net exposure is capped at 30%, of which 15% represents true directional exposure in the alpha strategy. Gross exposure is limited to 300%, allowing the fund to benefit from arbitrage-related strategies that do not require significant capital. The gross exposure is calculated by total value of longs plus total absolute value of the shorts as percentage of the market value of the fund. If derivatives are used in the portfolio, then its true effective exposure should be incorporated when calculating net and gross exposure. The Portfolio is precluded from raising any debt funding over and above that achieved in terms of the long/short process. There are mandated limits per strategy. The fund may invest in unlisted vehicles, in particular money market investment and exposure to small capitalisation shares may be achieved in this way. Investment in derivatives is permitted for efficient investment management of the fund.

FUND RETURNS NET OF FEES

	Fund	Capped SWIX*	ALBI	Cash
Since inception (cumulative)	494.5%	975.9%	277.2%	185.0%
Since inception p.a.	12.0%	16.3%	8.8%	6.9%
Latest 10 year p.a.	10.2%	13.7%	8.7%	5.9%
Latest 5 year p.a.	8.9%	5.1%	8.3%	6.2%
Latest 1 year p.a.	16.6%	(2.6)%	3.5%	6.4%
Year to date	6.7%	3.9%	3.8%	1.6%
Month	3.2%	(0.2)%	1.3%	0.5%

PERFORMANCE & RISK STATISTICS

	Fund	Capped SWIX*	ALBI	Cash
Average Annual Return	11.9%	17.5%	8.9%	6.8%
Highest Annual Return	30.4%	72.7%	21.2%	11.3%
Lowest Annual Return	(5.8)%	(35.6)%	(5.6)%	4.8%
Annualised Standard Deviation	4.6%	14.1%	7.0%	0.5%
Downside Deviation	3.6%	8.8%	4.4%	
Maximum Drawdown	(12.5)%	(38.3)%	(9.8)%	
Sharpe Ratio	1.10	0.67	0.28	
Sortino Ratio	1.43	1.07	0.44	
% Positive Months	82.5%	66.7%	68.3%	
Correlation (Capped SWIX*)	0.11			
Correlation (ALBI)	(0.00)			
99% Value at Risk (P&L %)	(0.9)%			

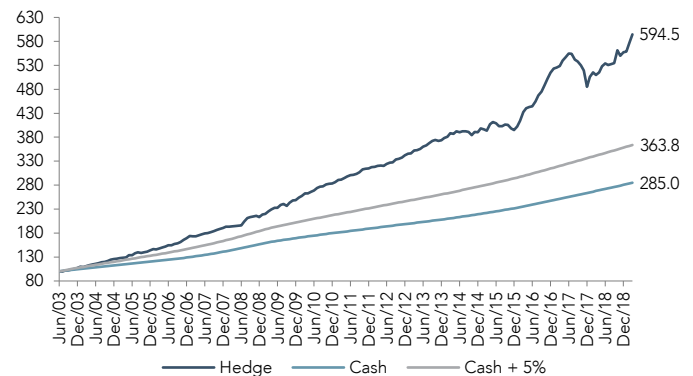
*JSE Capped Shareholder Weighted Index from 01 July 2011, with JSE Capped All Share Index applicable from inception to 30 June 2011.

GENERAL INFORMATION

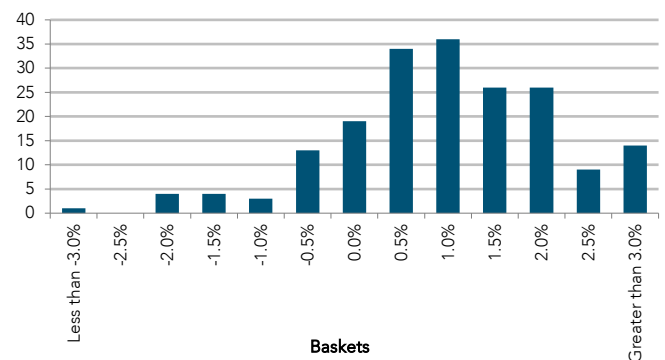
Investment Structure	Limited liability en commandite partnership
Disclosed Partner	Coronation Management Company (RF) (Pty) Ltd
Inception Date	01 July 2003
Hedge Fund CIS launch date	01 October 2017
Year End	30 September
Fund Category	Domestic Multi-asset class Hedge
Target Return	Cash + 5%
Performance Fee Hurdle Rate	Cash + high-water mark
Annual Management Fee	1% (excl. VAT)
Annual Outperformance Fee	15% (excl. VAT) of returns above cash, capped at 3%
Total Expense Ratio (TER) [†]	1.36%
Transaction Costs (TC) [†]	1.60%
Fund Size (R'Millions)	R381.98
Fund Status	Open
NAV (per unit)	549.83 cents
Base Currency	ZAR
Dealing Frequency	Monthly
Income Distribution	Annual (with all distributions reinvested)
Minimum Investment	R5 million
Notice Period	1 month
Investment Manager	Coronation Alternative Investment Managers (Pty) Ltd (FSP 49893)
Auditor	Ernst & Young Inc.
Prime Broker	N/A
Custodian	Nedbank Ltd
Administrator	Sanne Fund Services SA (Pty) Ltd
Portfolio Managers	Neville Chester & Nic Stein

[†]Data is provided for the 1 year ending 31 March 2019. TER excludes manufactured dividend expenses and scrip borrowing costs, in line with the revised ASISA TER Hedge Fund Disclosure Standard.

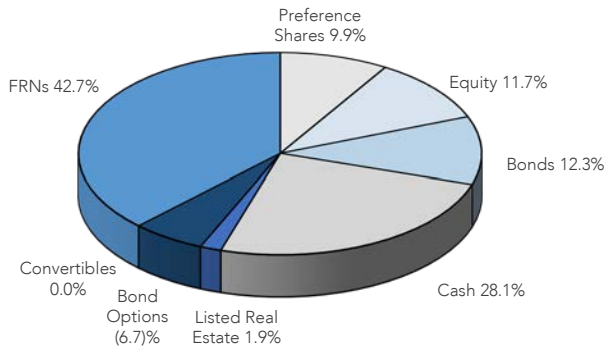
GROWTH OF R100m INVESTMENT



MONTHLY RETURN REDISTRIBUTION



ASSET ALLOCATION



EXPOSURE BY UNDERLYING STRATEGY

	Long	Short	Net	Gross
Alpha	14.2%	0.0%	14.2%	14.2%
Market Neutral	61.1%	(61.3)%	(0.3)%	122.4%
Merger Arbitrage	5.5%	0.0%	5.5%	5.5%
NAV Arbitrage	17.0%	(16.9)%	0.1%	33.9%
Residual Hedge	67.6%	(8.9)%	58.7%	76.5%
Short	0.0%	(6.4)%	(6.4)%	6.4%
Total (excl. cash)	165.4%	(93.5)%	71.9%	258.8%
Cash	28.1%	0.0%	28.1%	28.1%
Total (incl. cash)	193.5%	(93.5)%	100.0%	286.9%

INCOME DISTRIBUTIONS

Declaration Date	Amount	Dividend	Interest
30-Sep-18	0.33	0.11	0.22

PORTFOLIO LIQUIDITY

	Days to Trade
Long	8.9
Short	1.4

MONTHLY COMMENTARY

The fund had an excellent March delivering a return of 3.2%. What was especially pleasing was the broad-based nature of the returns with all portfolios, bar the NAV portfolio, contributing positively to the results. Both the long only and short only portfolios contributed positively, showing great returns from stock selection, this was also evident in the pairs portfolio. After a long period of very few opportunities, the M&A portfolio also delivered a meaningful return as we took advantage of share price variability around corporate events, but with very little risk. This was rounded out by a decent return from credit and a very small negative on the NAV portfolio.

DISCLAIMER

The content of this document and any information provided may be of a general nature and is not based on any analysis of the investment objectives, financial situation or particular needs of any potential investor. As a result, there may be limitations as to the appropriateness of any information given. It is therefore recommended that any potential investor first obtain the appropriate legal, tax, investment or other professional advice and formulate an appropriate investment strategy that would suit the risk profile of the potential investor prior to acting upon such information and to consider whether any recommendation is appropriate considering the potential investor's own objectives and particular needs. Neither Coronation Fund Managers Limited nor any subsidiary of Coronation Fund Managers Limited (collectively "Coronation") is acting purporting to act and nor is it authorised to act in any way as an adviser. Any opinions, statements or information contained herein may change and are expressed in good faith. Coronation does not undertake to advise any person if such opinions, statements or information should change or become inaccurate. Coronation Management Company (RF) (Pty) Ltd is an approved manager of Collective Investment Schemes. Collective Investment Schemes are generally medium to long-term investments. The value of participatory interests may go down as well as up and past performance is not necessarily a guide to the future performance of the fund. Hedge Fund strategies can result in losses greater than the market value of the fund, however investor's losses are limited to capital invested or contractual commitments. Hedge Funds may invest into illiquid instruments which may result in longer periods for investors to redeem units in a portfolio. The ability of a portfolio to repurchase is dependent upon the liquidity of the portfolio and cash of the portfolio. All income, capital gains and other tax liabilities that may arise as a result of participating in this investment structure remain that of the investor. Coronation reserves the right to close the Fund to new investors in order to ensure the Fund is more efficiently managed in line with our clients' mandates. The investor acknowledges the inherent risk associated with an investment in the Fund and agrees that Coronation will not be liable for the consequences of the market influences and consequent changes in unit prices. Collective Investments are traded at ruling prices and can engage in borrowing and scrip lending. A schedule of fees and charges and maximum commissions is available on request from the Manager. The Manager provides no guarantee either in respect of capital preservation or investment return. The Fund's net asset value and price per participatory interest is available at any time on request as well as published monthly in the Fund Fact Sheet, available on www.coronation.com. Investors and potential investors may contact the Manager for the latest version of the application form, annual report, and any additional information required on the Fund, free of charge. Coronation Fund Managers Limited is a full member of the Association for Savings and Investment SA (ASISA). Coronation Asset Management (Pty) Ltd (FSP 548), Coronation Investment Management International (Pty) Ltd (FSP 45646) and Coronation Alternative Investment Managers (Pty) Ltd (FSP 49893) are authorised financial services providers.

WHO CAN INVEST IN THE CORONATION MULTI-STRATEGY ARBITRAGE HEDGE FUND (the "Fund")

Qualified investors, as defined in CISCA, are eligible to invest in the Fund. A qualified investor is one that meets the following criteria:

- any person who invests a minimum investment amount of R1 million per hedge fund and who;
 - has demonstrable knowledge and experience in financial and business matters which would enable the investor to assess the merits and risks of a hedge fund investment; or
 - has appointed a FSP which has demonstrable knowledge and experience to advise the investor regarding the merits and risks of a hedge fund investment.

Please note that in terms of board notice 52 of CISCA, a retail investor hedge fund is not permitted to invest in the Fund.

In addition, the Fund has a minimum, up front, lump sum investment amount of R5 million.

WHAT IS THE PROCESS THAT MUST BE FOLLOWED IN ORDER TO INVEST?

Investors must:

- complete and sign the Application Form, Deed of Accession and provide FICA, CRS and FATCA documentation, where applicable; and
- pay the investment amount to the relevant Coronation company designated for collection thereof.

WHAT ARE THE CONSEQUENCES OF SIGNING THE DEED OF ACCESSION?

By signing the Deed of Accession, new investors become undisclosed partners in the Fund and agree to the terms and conditions of the partnership, as contained in the Partnership Agreement, for as long as they are investors in the Fund.

The investor's partnership interest is equal to the proportion which their capital contributions (i.e. their investments) over time bears to the aggregate capital contributions at any given time of all investors in the Fund. A copy of the Partnership Agreement will be provided to each new investor so that the investor can familiarize themselves with the Partnership Agreement prior to signing the Deed of Accession.

HOW ARE INVESTORS PROTECTED?

The regulatory framework governing the Fund, being CISCA (and specifically Board Notices 52 and 92) provides minimum requirements that must be complied with by the Manager and the Fund in relation to the management of the Fund and the investment activities of the Fund.

The Manager is committed to treating all investors in the Fund equally and fairly in line with the principles established under the Treating Customers Fairly framework.

In addition to the regulatory protections, the Fund's Partnership Agreement offers investors additional protection including but not limited to the following:

- The Manager must give the investors notice of any increase in the charges or fees or any change in the method of calculation thereof;
- The Manager is required to act diligently and with the utmost care in the best interests of the Partnership at all times;
- Limitations are placed on the Manager in terms of the Partnership Agreement in order to manage any conflicts of interest;
- All functions delegated by the Manager to third parties, including the Investment Manager, are regulated by written agreements;
- The Manager has discretion to impose an anti-dilution levy to make provision for market spreads and dealing costs, which levy is paid into the Fund and is designed to protect both the value of the Fund's underlying assets and the current investors' interests in the Fund;
- The Manager is limited from undertaking certain activities without the agreement of the investors. For example, the Manager may not waive any debt owing to or claimed by the Partnership without the consent of all investors;
- In line with CISCA, the Manager is required to obtain the approval of both the investors and the Registrar of Collective Investment Schemes if it wishes to change the level of exposure or value-at-risk limits for the Fund.
- All investors will be notified of any material changes to the investment strategy of the Fund; and
- Given that the Fund is structured as a limited liability partnership, the investors in the Fund are never exposed to any risk or liability that is greater than the value of their investment.

While CISCA permits the Manager to provide certain investors with preferential treatment, currently there is no preferential arrangement with any investor.

A detailed quarterly report is sent to investors via email within 15 business days of each quarter end. Investors may request a copy of the latest annual report from Coronation or access it on <http://www.coronation.com/za/personal/company-reports>.

WHAT FEES ARE CHARGED TO INVESTORS?

The Manager's Fee consists of a basic fee and a performance fee as follows:

Basic fee: 1% per annum (excl. VAT) on the terms more fully set out in the Partnership Agreement

Plus performance fee:

15% of out-performance, net of Basic Fee, above the Hurdle, plus VAT thereon. The performance fee is capped at 3% per annum. "Hurdle" means cash as measured by the Rand Overnight Deposit rate Index ("RODI"), a weighted average of the overnight call deposit rates paid by A1-rated local and F1-rated foreign financial institutions where SAFEX places its daily margin deposits received by members ("Hurdle"). The performance fee will be levied annually at the end of each performance period on 30 September ("Crystallisation Date"). It is subject to a 'high-water mark', which means that a performance fee may only be levied if performance of the Fund, as at the end of the performance period, has exceeded the performance of the Hurdle taking into account any previous underperformance.

The performance fee is calculated by applying the series methodology. The first series of participatory interests issued is called the master series of participatory interests. A new series of participatory interests is then issued at each new subscription/contribution date within a performance period. Each new series of participatory interests will therefore have a different gross and net asset value within a performance period. The performance fee will be determined specifically by the outperformance of each series of participatory interests at the Crystallisation Date. A high water mark will be calculated specific to each series of participatory interests and will represent the net asset value of each series of participatory interests on the later of the date on which such series of participatory interests were issued or the date on which the previous performance fee was levied grown by the Hurdle rate. If, at the Crystallisation Date, the high water mark exceeds the net asset value of a series, net of the Basic Fee, no performance fee will be levied. The series will continue until such time as there is a full redemption from the series or the series has, once again, out-performed its specific high water mark at a subsequent Crystallisation Date (after taking into account any prior underperformance). A performance fee will then be levied.

All performance fees will be accrued in the NAV of each series on a monthly basis. This accrual will be limited to the year-to-date cap of 3% per annum. Should any investor redeem from a series that has any performance above the cap, the full performance fee (including any amounts above the cap that have not been accrued in the NAV) will be crystallised and deducted from the redemption proceeds in the form of an Excess Performance Fee.

Please note that this is a summary of the fee methodology applicable to the Fund and investors are welcome to request a copy of the full methodology from the Manager.



The Manager may at its discretion impose an anti-dilution levy to make provision for market spreads and dealing costs relating to the acquisition and disposal of assets. Further detail on this levy is set out in the Partnership Agreement. The levy is paid into the Fund for the benefit of all investors and becomes part of the property of the Fund.

WHAT ARE THE FUND'S EXPENSES?

The Manager shall pay all of its own operating and overhead costs as well as all costs and expenses arising from the Partnership business, with the exception of the following which the Partnership (investors) shall pay:

- Investment Manager's management fees (1% basic fee plus a performance fee of 15% of the outperformance above the hurdle, with the performance fee capped at 3% per annum);
- regulatory levies;
- legal fees and costs arising in connection with litigation or regulatory investigations;
- audit costs;
- fees and expenses of the Partnership's attorneys in connection with advice relating to the Partnership's legal affairs;
- fees and expense reimbursements for normal and extraordinary consulting, advisory, legal, custodial, administrative, auditing and accounting services;
- costs and expenses of providing information and reports reasonably requested by any investor;
- any taxes, levies or imposts which may be assessed against the Partnership;
- commissions, brokerage fees, registration expenses and any other expenses incurred in the purchase or sale of investments;
- operating costs in respect of the administration of the Partnership Business;
- any other deductions, fees or charges permissible under CISCA and the Partnership Agreement as introduced by the Manager from time to time and notified to the investors in line with the requirements under CISCA (including but not limited to contribution, withdrawal and early withdrawal fees);
- an anti-dilution levy at the Manager's discretion, which levy will be paid into the Fund and which is aimed at protecting the value of the Fund's underlying assets and the investors' interests in the Fund;
- bank charges; and
- custodian fee

HOW IS THE FUND PRICED?

The Manager issues participatory interests in the Fund at the net asset value price per participatory interest. The transaction cut-off time for receipt of instructions (both subscriptions and redemptions) is 14h00. The instruction will only be processed once supporting documents are received and the funds reflect in the Coronation bank account, provided that the Manager may impose a minimum notice period in terms of large flows.

The valuation is based on closing prices daily and at month-end.

The price per participatory interest is (the aggregate market value of the assets plus the aggregate of all income accruals and payments from the creation of new participatory interests less all permissible deductions) divided by (the total number of participatory interests).

The assets of the Fund are valued independently by the Fund Administrator. The investor may request the latest values if these are not enclosed with the application form.

HOW WAS THE PERFORMANCE INFORMATION INCLUDED IN THIS MDD CALCULATED?

Performance is calculated by Coronation for the Fund as at the last day of the month for a lump sum investment using the NAV price with income distributions reinvested. Performance figures are quoted after the deduction of all costs (including the Management Fees and trading costs) incurred within the fund. Note that clients' investor performance may differ as a result of the actual investment date, and whether or not they choose to re-invest distributions or not, where applicable. Performance is annualised for performance periods greater than 12 months using monthly compounding. Performances for periods under 12 months are not annualised. The actual annual figures are available from Coronation on request.

HOW IS LIQUIDITY MANAGED?

Investment Liquidity

Liquidity risk is defined as the risk of permanent capital loss that arises when adverse market conditions prevent the trading of an instrument. It can arise from the lack of enough market depth to absorb a given trade quantity without adverse price impacts and/or the lack of market breadth, preventing a trade from being initiated. Liquidity risk is primarily analysed by examining the liquidity risk profile of a fund using days-to-trade and weighted-average days to trade.

Liquidity risk is mitigated by ongoing monitoring of these metrics against firm-wide and portfolio-specific limits during both stressed and normal market conditions. In addition, much of a security's liquidity risk is addressed through the use of appropriate discounts in the valuation of an investment at initiation and in subsequent sizing decisions.

Funding Liquidity

In terms of the Fund's funding liquidity, the Partnership Agreement provides the Manager with sufficient controls to ensure that the Fund's liquidity is adequately protected from any volatility. Under normal circumstances, the Manager will process any ad hoc redemption request from an investor in line with the Partnership Agreement. The Manager may utilize side pocketing, gating and side letters in managing the liquidity of the Fund. This ensures that the sale of a large number of participatory interests will not force the Fund to sell the underlying investments at a price in the market which could have a negative impact on the remaining investors in the Fund. Subject to certain conditions, CISCA allows the Manager to suspend withdrawal requests in circumstances where the aggregate of all withdrawal requests received exceeds a certain percentage of the market value of the Fund.

As stated above, there are currently no special repurchase arrangements and no preferential treatment is given to any investor.

HOW DOES THE FUND USE LEVERAGE?

In terms of the Partnership Agreement, financial gearing may be utilized when appropriate in the discretion of the Investment Manager, as limited by the investment management agreement in place between the Manager and the Investment Manager.

The Coronation Multi-Strategy Arbitrage Hedge Fund has negligible net market exposure as it aims to add value independent of market direction. The use of leverage varies per underlying strategy with fixed income strategies having a higher gearing level. In addition to an overall gearing limit for the Fund, each strategy within the Fund is managed with separate limits. Typically, the Fund is managed with gross exposure in the 150% - 290% range, with an average total gross exposure of 208% since inception. The higher level of leverage is managed through closely matched pair trades to reduce market risk.

DISCLAIMER

The content of this document and any information provided may be of a general nature and is not based on any analysis of the investment objectives, financial situation or particular needs of any potential investor. As a result, there may be limitations as to the appropriateness of any information given. It is therefore recommended that any potential investor first obtain the appropriate legal, tax, investment or other professional advice and formulate an appropriate investment strategy that would suit the risk profile of the potential investor prior to acting upon such information and to consider whether any recommendation is appropriate considering the potential investor's own objectives and particular needs. Neither Coronation Fund Managers Limited nor any subsidiary of Coronation Fund Managers Limited (collectively "Coronation") is acting, purporting to act and nor is it authorised to act in any way as an adviser. Any opinions, statements or information contained herein may change and are expressed in good faith. Coronation does not undertake to advise any person if such opinions, statements or information should change or become inaccurate. Coronation Management Company (RF) (Pty) Ltd is an approved manager of Collective Investments Schemes. Collective Investment Schemes are generally medium to long-term investments. The value of participatory interests may go down as well as up and past performance is not necessarily a guide to the future performance of the fund. Hedge Fund strategies can result in losses greater than the market value of the fund, however investor's losses are limited to capital invested or contractual commitments. Hedge Funds may invest into illiquid instruments which may result in longer periods for investors to redeem units in a portfolio. The ability of a portfolio to repurchase is dependent upon the liquidity of the portfolio and cash of the portfolio. All income, capital gains and other tax liabilities that may arise as a result of participating in this investment structure remain that of the investor. Coronation reserves the right to close the Fund to new investors in order to ensure the Fund is more efficiently managed in line with our clients' mandates. The investor acknowledges the inherent risk associated with an investment in the Fund and agrees that Coronation will not be liable for the consequences of the market influences and consequent changes in unit prices. Collective Investments are traded at ruling prices and can engage in borrowing and scrip lending. A schedule of fees and charges and maximum commissions is available on request from the Manager. The Manager provides no guarantee either in respect of capital preservation or investment return. The Fund's net asset value and price per participatory interest is available at any time on request as well as published monthly in the Fund Fact Sheet, available on www.coronation.com. Investors and potential investors may contact the Manager for the latest version of the application form, annual report, and any additional information required on the Fund, free of charge. Coronation Fund Managers Limited is a full member of the Association for Savings and Investment SA (ASISA). Coronation Asset Management (Pty) Ltd (FSP 548), Coronation Investment Management International (Pty) Ltd (FSP 4564) and Coronation Alternative Investment Managers (Pty) Ltd (FSP 49893) are authorised financial services providers.

